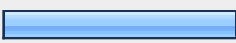


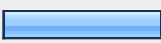












# Brookline Neighborhood Survey






1. Which school do you attend?			
		Response Percent	Response Count
Baker		35.7%	15
Devotion		16.7%	7
Driscoll		11.9%	5
Heath		0.0%	0
Lawrence		23.8%	10
Lincoln		2.4%	1
Pierce		9.5%	4
Runkle		0.0%	0
		<b>answered question</b>	<b>42</b>
		<b>skipped question</b>	<b>0</b>

2. In which grade are you currently?			
		Response Percent	Response Count
6th		52.4%	22
7th		26.2%	11
8th		21.4%	9
		<b>answered question</b>	<b>42</b>
		<b>skipped question</b>	<b>0</b>

3. How do you usually get to school? (Check all that apply)			Response Percent	Response Count
Car			47.6%	20
Carpool			7.1%	3
<b>Walk alone</b>			<b>57.1%</b>	<b>24</b>
Walk with parent, friend or sibling			45.2%	19
Bicycle			4.8%	2
School bus			0.0%	0
		Other (please specify)		1
		<b>answered question</b>		<b>42</b>
		<b>skipped question</b>		<b>0</b>

4. Do you attend an after-school and/or an outside of school program? (Check all that apply)			
		Response Percent	Response Count
Extended Day	<input type="checkbox"/>	10.5%	4
Steps To Success	<input type="checkbox"/>	2.6%	1
Homework Club	<input type="checkbox"/>	5.3%	2
Religious School	<input type="checkbox"/>	13.2%	5
Music Lessons	<input type="checkbox"/>	55.3%	21
Dance Lessons	<input type="checkbox"/>	10.5%	4
Foreign Language Studies	<input type="checkbox"/>	10.5%	4
<b>Sports Activity</b>	<input type="checkbox"/>	<b>60.5%</b>	<b>23</b>
Theater Program	<input type="checkbox"/>	10.5%	4
Scouts	<input type="checkbox"/>	0.0%	0
No formal after-school program (Unstructured time)	<input type="checkbox"/>	34.2%	13
		Other Activities (please specify)	11
		<b>answered question</b>	<b>38</b>
		<b>skipped question</b>	<b>4</b>
















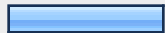



**5. Which Town resources do you use? (Check all that apply)**



















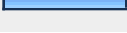

		Response Percent	Response Count
Parks		85.7%	36
Playgrounds		66.7%	28
Library		83.3%	35
Movies		38.1%	16
Shops		83.3%	35
Other (please specify)			5
		<b><i>answered question</i></b>	<b>42</b>
		<b><i>skipped question</i></b>	<b>0</b>

6. If you attend an after-school and/or an outside of school program please estimate the amount of time spent on the activity. Since some activities are seasonal, estimate the amount of time spent during the season. (Check all that apply)





	up to 5 hours per month	5 to 10 hours per month	More than 10 hours per month	Response Count
Extended Day	20.0% (1)	0.0% (0)	<b>80.0% (4)</b>	5
Steps To Success	0.0% (0)	0.0% (0)	<b>100.0% (1)</b>	1
Homework Club	0.0% (0)	0.0% (0)	<b>100.0% (3)</b>	3
Religious School	22.2% (2)	22.2% (2)	<b>55.6% (5)</b>	9
Music Lessons	<b>58.3% (14)</b>	16.7% (4)	25.0% (6)	24
Dance Lessons	<b>75.0% (3)</b>	0.0% (0)	25.0% (1)	4
Foreign Language Studies	<b>66.7% (2)</b>	33.3% (1)	0.0% (0)	3
Sports Activity	18.5% (5)	37.0% (10)	<b>44.4% (12)</b>	27
Theater Program	0.0% (0)	33.3% (1)	<b>66.7% (2)</b>	3
Scouts	0.0% (0)	<b>100.0% (1)</b>	0.0% (0)	1
No formal after-school program (Unstructured time)	18.8% (3)	12.5% (2)	<b>68.8% (11)</b>	16
Other Activities (please specify with estimate of hours per month)				9
<b>answered question</b>				<b>36</b>
<b>skipped question</b>				<b>6</b>

**7. Which Brookline recreational facilities do you use outside of school during the year?**












		Response Percent	Response Count
Amory Playground		28.9%	11
Baker School Playground		36.8%	14
Baldwin School Playground (Heath St)		0.0%	0
Billy Ward Playground (Kent & Aspinwall)		5.3%	2
Boylston Street Playground		10.5%	4
Brookline Avenue Playground		7.9%	3
Brookline Reservoir Park (Rt. 9)		10.5%	4
Clark Playground (Columbia St)		5.3%	2
Cypress Street Playground		18.4%	7
D. Blakely Hoar Sanctuary		5.3%	2
D. F. Ford Playground (Davis Ave)		0.0%	0
Dane Park (Hammond St)		2.6%	1
Daniel Warren Field (Eliot St)		7.9%	3
Devotion School Playground		28.9%	11
Driscoll School Playground		15.8%	6
Eliot Center		5.3%	2
Griggs Park		18.4%	7
Halls Pond/ Amory Woods		23.7%	9
Harry Downes Field (Pond Ave)		18.4%	7
Heath School Playground		7.9%	3
John E. Murphy Playground (Kent & Brook)		5.3%	2
Juniper Street Playground		0.0%	0

Kirrane Aquatics (town pool): Swimming		18.4%	7
Lawrence School Playground		28.9%	11
Lawton Playground		2.6%	1
<b>Larz Anderson: Winter (Ice skating, sledding)</b>		<b>55.3%</b>	<b>21</b>
Larz Anderson: Summer (Ball, picnics, playground)		52.6%	20
Lincoln School Playground		2.6%	1
Lost Pond Conservation Area (Newton St)		0.0%	0
Longwood Playground		7.9%	3
Mary Robinson Playground (Cypress St)		2.6%	1
Newton Street Park		7.9%	3
Pierce School Playground		15.8%	6
Riverway Park		7.9%	3
Runkle School Playground		0.0%	0
Schick Park (Addington Rd)		2.6%	1
Skyline Park		10.5%	4
Soule Center: Gymnasium		2.6%	1
Soule Center: Dances		26.3%	10
Soule Playground		7.9%	3
Tappan Gym: Sports		21.1%	8
Tappan Gym: Dance		23.7%	9
Waldstein Playground (Dean Rd.)		18.4%	7
Winthrop Square Playground		5.3%	2
	Other (please specify)		7
	<b>answered question</b>		<b>38</b>

**8. Which libraries do you use?**

		Response Percent	Response Count
Coolidge Corner Library (Pleasant St)		29.7%	11
Main Library (Washington St)		59.5%	22
Putterham Library (Newton St)		35.1%	13
<b>School Library</b>		<b>73.0%</b>	<b>27</b>
Other (please specify)			1
		<b>answered question</b>	<b>37</b>
		<b>skipped question</b>	<b>5</b>

9. What other places around Brookline would you be apt to frequent?

		Response Percent	Response Count
Coolidge Corner Theater		27.8%	10
Brookline Booksmith		61.1%	22
Irving's		27.8%	10
Eureka		38.9%	14
The Children's Book Shop		11.1%	4
Henry Bear's Park		11.1%	4
Emack & Bolio's		13.9%	5
<b>J.P. Licks</b>		<b>77.8%</b>	<b>28</b>
Magic Beans		25.0%	9
Puppet Showplace Theater		0.0%	0
Movieworks		13.9%	5
Convenience Stores (e.g.; 7-Eleven)		47.2%	17
Other (please specify)			13
		<b>answered question</b>	<b>36</b>
		<b>skipped question</b>	<b>6</b>