







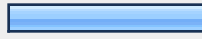
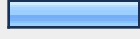






















Brookline Neighborhood Survey: Public Elementary School Children


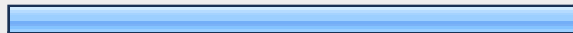



1. Which school does your child attend?			Response Percent	Response Count
Baker			30.0%	62
Devotion			12.1%	25
Driscoll			16.9%	35
Heath			4.8%	10
Lawrence			6.3%	13
Lincoln			7.2%	15
Pierce			14.0%	29
Runkle			8.7%	18
			answered question	207
			skipped question	0

2. In which of the grade levels below is your child currently?			Response Percent	Response Count
K, 1st			23.2%	48
2nd, 3rd			30.0%	62
4th, 5th			19.8%	41
6th			10.1%	21
7th			9.7%	20
8th			7.2%	15
			answered question	207
			skipped question	0

3. How does you child usually get to school? (Check all that apply)			
		Response Percent	Response Count
Car		40.5%	83
Carpool		1.0%	2
Walk alone		22.4%	46
Walk with parent, friend or sibling		61.5%	126
Bicycle		2.9%	6
School bus		1.5%	3
		Other (please specify)	13
		<i>answered question</i>	205
		<i>skipped question</i>	2

4. Does your child attend an after-school and/or an outside of school program? (Check all that apply)			
		Response Percent	Response Count
Extended Day		40.2%	82
Steps To Success		1.0%	2
Homework Club		11.3%	23
Religious School		17.6%	36
Music Lessons		39.7%	81
Dance Lessons		12.3%	25
Foreign Language Studies		6.9%	14
Sports Activity		50.0%	102
Theater Program		13.7%	28
Scouts		5.9%	12
No formal after-school program (Unstructured time)		28.9%	59
		Other Activities (please specify)	60
		answered question	204
		skipped question	3






















5. Which Town resources does your child use? (Check all that apply)























		Response Percent	Response Count
Parks		90.7%	185
Playgrounds		87.3%	178
Library		87.3%	178
Movies		42.6%	87
Shops		72.5%	148
Other (please specify)			21
		<i>answered question</i>	204
		<i>skipped question</i>	3

6. Does your child attend an after-school and/or an outside of school program? Please estimate the amount of time spent on the activity. Since some activities are seasonal, please estimate the amount of time spent during the season. (Check all that apply)

	up to 5 hours per month	5 to 10 hours per month	More than 10 hours per month	Response Count
Extended Day	3.8% (3)	5.1% (4)	91.0% (71)	78
Steps To Success	25.0% (1)	25.0% (1)	50.0% (2)	4
Homework Club	20.0% (4)	35.0% (7)	45.0% (9)	20
Religious School	26.1% (12)	28.3% (13)	45.7% (21)	46
Music Lessons	71.1% (54)	21.1% (16)	7.9% (6)	76
Dance Lessons	61.5% (16)	34.6% (9)	3.8% (1)	26
Foreign Language Studies	58.8% (10)	29.4% (5)	11.8% (2)	17
Sports Activity	28.9% (35)	38.0% (46)	33.1% (40)	121
Theater Program	26.9% (7)	19.2% (5)	53.8% (14)	26
Scouts	70.6% (12)	23.5% (4)	5.9% (1)	17
No formal after-school program (Unstructured time)	8.7% (6)	8.7% (6)	82.6% (57)	69
Other Activities (please specify with estimate of hours per month)				38
answered question				188
skipped question				19

7. Which Brookline recreational facilities does your child use outside of school during the year?













		Response Percent	Response Count
Amory Playground		12.2%	23
Baker School Playground		31.2%	59
Baldwin School Playground (Heath St)		0.5%	1
Billy Ward Playground (Kent & Aspinwall)		7.9%	15
Boylston Street Playground		1.1%	2
Brookline Avenue Playground		4.2%	8
Brookline Reservoir Park (Rt. 9)		6.3%	12
Clark Playground (Columbia St)		4.8%	9
Cypress Street Playground		11.1%	21
D. Blakely Hoar Sanctuary		9.5%	18
D. F. Ford Playground (Davis Ave)		2.1%	4
Dane Park (Hammond St)		3.2%	6
Daniel Warren Field (Eliot St)		5.8%	11
Devotion School Playground		30.2%	57
Driscoll School Playground		21.7%	41
Eliot Center		6.9%	13
Griggs Park		18.5%	35
Halls Pond/ Amory Woods		15.3%	29
Harry Downes Field (Pond Ave)		10.1%	19
Heath School Playground		4.8%	9
John E. Murphy Playground (Kent & Brook)		4.8%	9
Juniper Street Playground		0.0%	0

Kirrane Aquatics (town pool): Swimming		36.5%	69
Lawrence School Playground		20.1%	38
Lawton Playground		4.2%	8
Larz Anderson: Winter (Ice skating, sledding)		60.8%	115
Larz Anderson: Summer (Ball, picnics, playground)		49.2%	93
Lincoln School Playground		10.6%	20
Lost Pond Conservation Area (Newton St)		5.8%	11
Longwood Playground		2.6%	5
Mary Robinson Playground (Cypress St)		4.2%	8
Newton Street Park		4.8%	9
Pierce School Playground		18.5%	35
Riverway Park		5.3%	10
Runkle School Playground		6.9%	13
Schick Park (Addington Rd)		4.2%	8
Skyline Park		9.0%	17
Soule Center: Gymnasium		7.4%	14
Soule Center: Dances		2.6%	5
Soule Playground		10.1%	19
Tappan Gym: Sports		10.1%	19
Tappan Gym: Dance		5.8%	11
Waldstein Playground (Dean Rd.)		32.3%	61
Winthrop Square Playground		3.2%	6
	Other (please specify)		47
	answered question		189

8. Which libraries does your child use?

		Response Percent	Response Count
Coolidge Corner Library (Pleasant St)		31.4%	59
Main Library (Washington St)		71.8%	135
Putterham Library (Newton St)		34.0%	64
School Library		67.0%	126
Other (please specify)			10
		answered question	188
		skipped question	19

9. What other places around Brookline would your child be apt to frequent?

		Response Percent	Response Count
Coolidge Corner Theater		25.4%	44
Brookline Booksmith		59.0%	102
Irving's		15.0%	26
Eureka		32.4%	56
The Children's Book Shop		28.9%	50
Henry Bear's Park		27.7%	48
Emack & Bolio's		18.5%	32
J.P. Licks		77.5%	134
Magic Beans		36.4%	63
Puppet Showplace Theater		12.1%	21
Movieworks		19.7%	34
Convenience Stores (e.g.; 7-Eleven)		23.7%	41
Other (please specify)			40
		answered question	173
		skipped question	34